


COLOUR IN WITH ELMER





Name:

Age:



ELMER

ELMER

GAME FOR TWO PLAYERS

HOW TO PLAY:

Choose a picture and take turns to roll the dice. Match the number to the colours below your picture and colour all of the squares with that number inside. The first to colour Elmer wins the game!





ELMER

Bunting Sheet 1



ELMER

Bunting Sheet 2

Make an **ELMER** paper plate mask!





Make this Elmer mask for your Elmer Day parade or wall display.

You will need:

- 2 paper plates
- White card
- Squares of coloured tissue paper
- Glue
- Scissors
- Googly eyes



Instructions:

-  Cut one paper plate in half and stick the two pieces onto the plate to make Elmer's ears.
-  Cut out a trunk shape from the white card and stick it onto Elmer's face.
-  Decorate your mask by sticking colourful tissue paper squares in a patchwork pattern.
-  Add Elmer's eyes to the mask (we've used googly eyes, but you could make your own with paper and pens).

Top Tip:

You could make Elmer's trunk by decorating toilet roll tubes with tissue paper squares and stringing them together.

