



FOUR SILLY SKELETONS

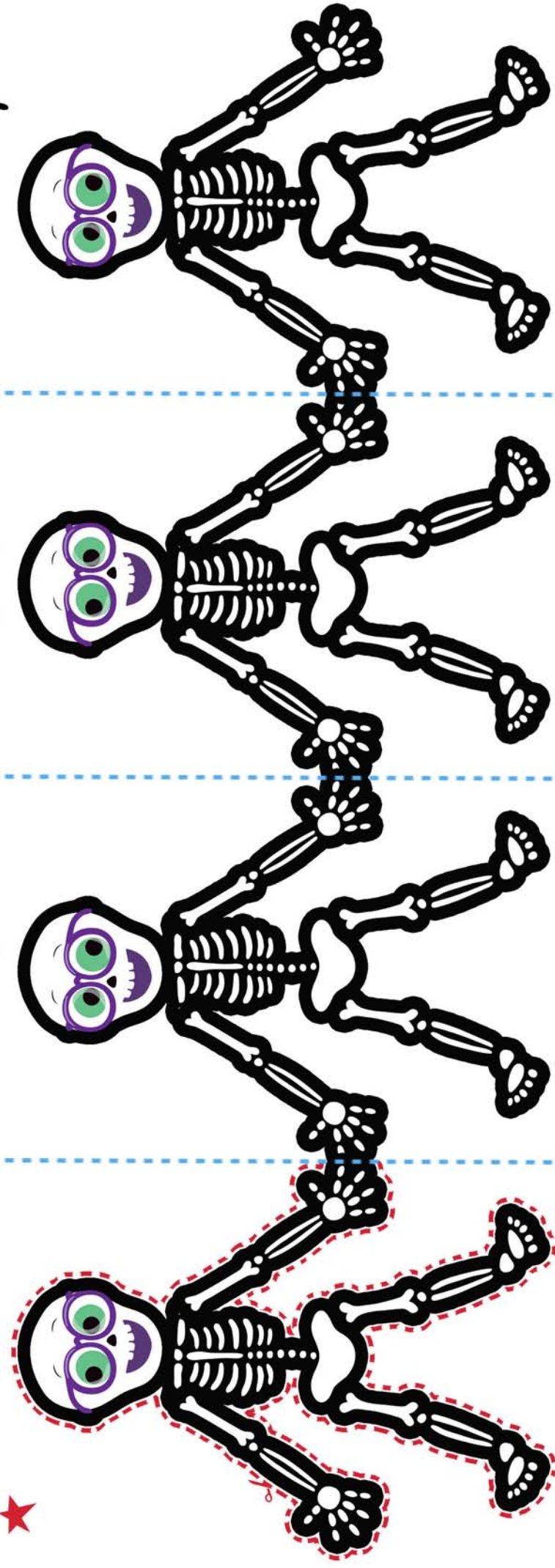


Mark Sperring  Sue Hendra

★ ACTIVITY PACK ★



Make a silly skeleton paper chain!



FOLLOW THESE STEPS TO MAKE YOUR OWN SILLY SKELETON PAPER CHAIN!

1. Fold this piece of paper along the dotted blue lines to make a paper concertina, with the skeleton shapes on the outside
2. Holding the concertina shut, cut along the red dotted lines, making sure that it cuts through all of the layers of paper
3. Unfold your concertina to reveal your skeleton paper chain
4. Repeat and glue together to make a longer chain!

FOUR SILLY SKELETONS

Mark Sperring  Sue Hendra

To find out about more brilliant Bloomsbury picture books, head to bloomsbury.com/picturebooks

and sign up for our eNewsletter



KidsBloomsbury

BLOOMSBURY




BloomsburyKids



Make your own silly skeleton bunting!


YOU WILL NEED:

- Lots of photocopies of these bunting shapes
- String or ribbon to attach the bunting to
- Glue or Sellotape



INSTRUCTIONS:

- Cut out the bunting shape
- Fold the bunting shape in half to make a double-sided triangle, then place this over your bunting string and glue the points together
- Repeat until you have a length of bunting, and then use to decorate your silly skeleton party!



FOUR SILLY SKELETONS

Mark Sperring  Sue Hendra

To find out about more brilliant Bloomsbury picture books, head to bloomsbury.com/picturebooks and sign up for our eNewsletter




KidsBloomsbury

BLOOMSBURY



BloomsburyKids



FOUR SILLY SKELETONS



To find out about more brilliant Bloomsbury picture books, head to [bloomsbury.com/picturebooks](https://www.bloomsbury.com/picturebooks) and sign up for our eNewsletter



KidsBloomsbury


BLOOMSBURY



BloomsburyKids



FOUR SILLY SKELETONS



To find out about more brilliant Bloomsbury picture books, head to bloomsbury.com/picturebooks and sign up for our eNewsletter




KidsBloomsbury

BLOOMSBURY




BloomsburyKids



Dress your own silly skeleton

Cut out the silly skeleton and skeleton accessories. Then use adhesive tack to create different silly skeleton outfits!



FOUR SILLY SKELETONS

Mark Sperring  Sue Hendra

To find out about more brilliant Bloomsbury picture books, head to bloomsbury.com/picturebooks and sign up for our eNewsletter



KidsBloomsbury

BLOOMSBURY




BloomsburyKids





FOUR SILLY SKELETONS

party invitations



Dear:

From:


Date:

Time:

Place:

RSVP:

Come to my
SILLY
SKELETONS
party!



FOUR SILLY SKELETONS



Mark Sperring



Sue Hendra



To find out about more brilliant Bloomsbury picture books, head to bloomsbury.com/picturebooks and sign up for our eNewsletter




KidsBloomsbury




BloomsburyKids



BLOOMSBURY



FOUR SILLY SKELETONS party games



SILLY SKELETON MUSICAL STATUES

Put on some spooky music and dance the silly skeleton way! Tap your toes, knock your knees and flap your funny bones ... Then when the music stops, stand as still as possible. The last one to stand still – or the first one to move – is out of the game. Repeat until there's a winner!

HEADS, SHOULDERS, KNEES AND TOES

Get familiar with your own silly skeleton by playing heads, shoulders, knees and toes. This will be even more fun if you're dressed as a skeleton yourself!

PIN THE SKULL ON THE SKELETON

Create a skeleton drawing on a large piece of paper, minus the head. Draw the head on a separate piece of paper with a piece of adhesive tack on the back. Blindfold each child in turn, spin them around three times and then get them to try to stick the skull in the correct place. Mark each attempt with a cross on the piece of paper. The closest one wins!

FOUR SILLY SKELETONS

Mark Sperring  Sue Hendra



To find out about more brilliant Bloomsbury picture books, head to bloomsbury.com/picturebooks and sign up for our eNewsletter




KidsBloomsbury



BloomsburyKids

BLOOMSBURY



Silly skeleton spot the difference!

Can you spot five differences in the two pictures?



FOUR SILLY SKELETONS

Mark Sperring  Sue Hendra

To find out about more brilliant Bloomsbury picture books, head to [bloomsbury.com/picturebooks](https://www.bloomsbury.com/picturebooks) and sign up for our eNewsletter



KidsBloomsbury

BLOOMSBURY



BloomsburyKids

